



Chehalis Tribal License Plate Application

Chehalis Tribe government and enrolled Chehalis Tribe members can use this form to apply for a Chehalis Tribal plate.

Step 1–Confirm Eligibility

Only tribal governments and enrolled tribal members are eligible to receive tribal license plates. Tribal members must provide proof of eligibility when applying to the Department for a tribal license plate. A tribal ID for the Chehalis Tribe shall be sufficient evidence to prove eligibility.

Step 2–Applicant/Vehicle information

PRINT or TYPE Name of registered owner (<i>Last, First, Middle</i>)			Driver license number
Mailing address (<i>Street address or PO Box</i>)			
City	State	ZIP code	10-digit daytime phone number
Email address			
Answer the following Send my renewal notices by email instead of paper . . . <input type="checkbox"/> Yes <input type="checkbox"/> No			Current Washington plate #
Vehicle identification number (VIN)	Model year	Make	Tab expires: Month/Year /
Vehicle plate type (<i>select one</i>) <input type="checkbox"/> Car or truck <input type="checkbox"/> Motorcycle <input type="checkbox"/> Trailer plate, large <input type="checkbox"/> Trailer plate, small			

License Plate Jurisdiction acknowledgement – It is unlawful to: Use holders, frames, or other materials that change, alter, or make a license plate or plates illegible. License plate frames may be used on license plates only if the frames do not obscure license tabs or identifying letters or numbers on the plates and the license plates can be plainly seen and read at all times. RCW 46.16A.200 (7C)

By signing my name, I acknowledge that I understand I can not cover any identifying portion of my license plate, including: tabs, identifying letters, numbers, and jurisdiction.

X

Signature




Date

Step 3–Personalized plate (complete **ONLY** if requesting a personalized Chehalis Tribal license plate)

- Check to see if your plate is available at dol.wa.gov.
- Certain letter and number combinations are not allowed.
- **Unacceptable plates** include those which may be: sexual or vulgar in nature; misleading; related to intoxicating substances or illegal activities; implying racial, ethnic, lifestyle, or gender slurs; or are contrary to our mission to promote highway safety.
- Complaints may result in the cancellation of a personalized plate.
- We will make the plate exactly as indicated on the application.
- Allow at least 8 weeks to receive your plates.
- List plate choice in order of preference.
- Characters:
 - You can use letters, numbers, dashes, or spaces. You cannot use unusual characters: #, %, &, @, etc. Spaces and dashes are considered characters; leave a box empty to indicate a space.
 - Clearly show the letter or number characters “I,” “1,” “O,” or “0” (zero). Because of similarities with “I” or “1” and “O” or “0” (zero), we treat them as the same. If one version already exists, you won’t be able to use the other. For example, ROOT = R00T and SING = S1NG.
 - Enter the meaning of the plate.

Step 3–Personalized plate (continued)

Standard-size plates have 1-7 characters; motorcycle and small trailer plates have 1-6 characters.

Plate choices		
1.  Meaning: _____ Alignment: <input type="checkbox"/> Left <input type="checkbox"/> Right <input type="checkbox"/> Center	2.  Meaning: _____ Alignment: <input type="checkbox"/> Left <input type="checkbox"/> Right <input type="checkbox"/> Center	3.  Meaning: _____ Alignment: <input type="checkbox"/> Left <input type="checkbox"/> Right <input type="checkbox"/> Center

☐ If none of the above personalized plate choices are processed, please issue a full refund.

NOTE: Your personalized plate will be cancelled and available for another vehicle owner to use, if:

- You do not renew your personalized plate within 45 days after the renewal date.
- You do not transfer your personalized plate to a new vehicle within 30 days of the sale of your previous vehicle.

Step 4–Required fees and form submittal

You can either mail or take this form to a vehicle licensing office depending on the type of plate you are requesting:

- **Special background plates**
 - Take this form to **any vehicle licensing office** and pay the required fees; **OR**
 - Mail this form to **any vehicle licensing office** with the required fees in a check or money order, payable to Department of Licensing—*contact any vehicle licensing office for the correct plate fee.*
- **Personalized license plates**—for personalized plate fees, see dol.wa.gov (**NOTE:** If requesting a personalized plate with a special background, include both background and personalized plate fees.)
 - Take this form to the **King County Records and Licensing Services** and pay the required fees; **OR**
 - Mail this form and required fees in a check or money order, payable to Department of Licensing, to:
Special Plate Unit, Department of Licensing, PO Box 9909, Olympia, WA 98507-8500

Applications mailed to DOL without the required fees will not be processed.